



TECHNOLOGY  
CENTRE PRAGUE

# HORIZON EUROPE PERFORMANCE GAP BETWEEN EU13 AND EU14 COUNTRIES

—  
Vladimír Vojtěch

Fair access to resources: Looking to 2030 and beyond  
26th September 2023



# EXAMPLES OF EU13/EU14 PERFORMANCE GAP

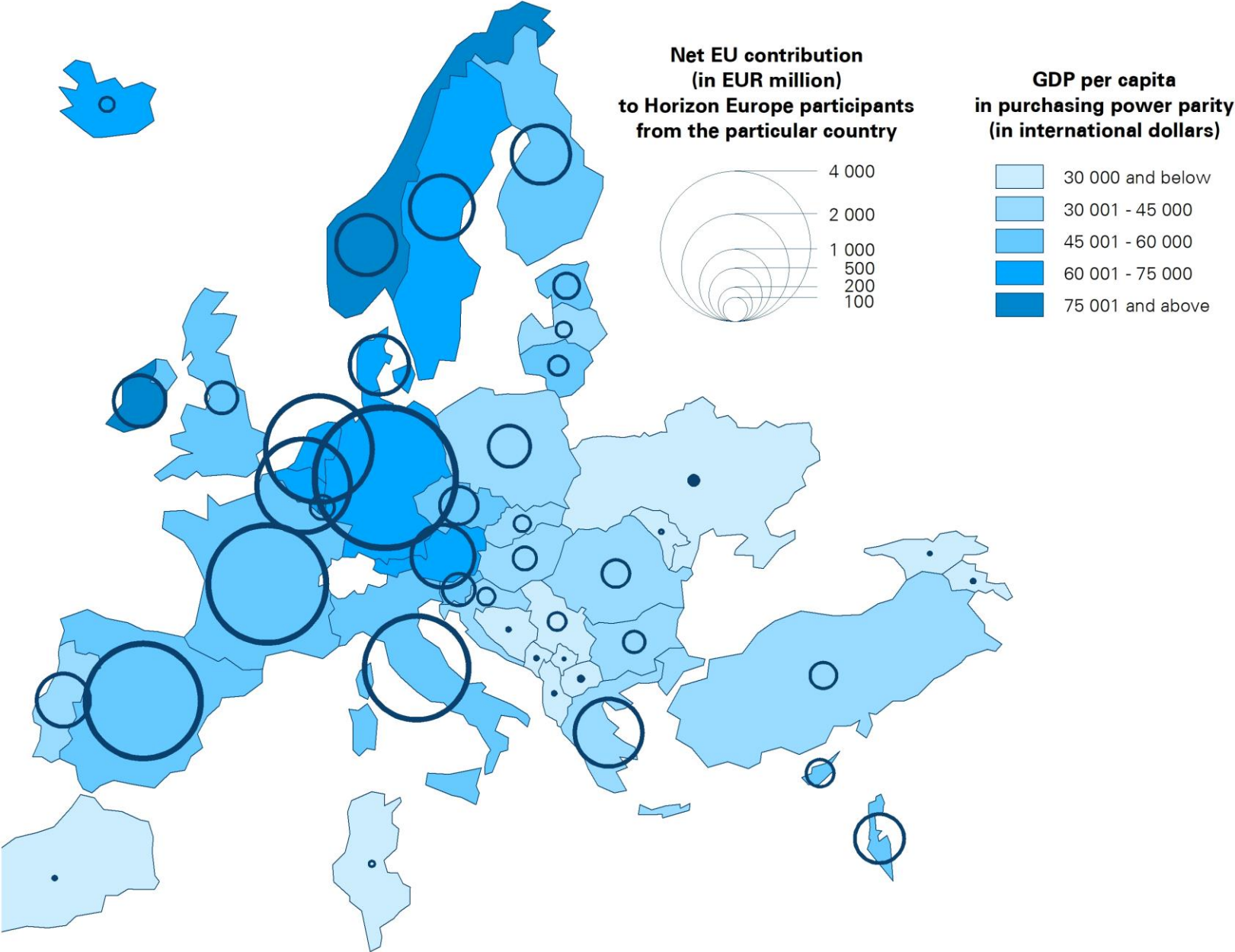
INDICATOR	EU13 (i.e. NMS)	EU14 (i.e. OMS)	RATIO NMS : OMS
Population (million, Jan 2023)	102	347	1 : 3
Higher education institutions mentioned in QS World University Rankings 2024	88	238	1 : 3
Researchers (million FTE, 2021)	0.32	1.68	1 : 5
Gross domestic product (10 <sup>9</sup> PPS, 2021)	2 577	11 949	1 : 5
Number of participations in Horizon Europe (June 2023)	5 411	40 371	1 : 8
Net EU contribution to Horizon Europe participants (10 <sup>9</sup> EUR, June 2023)	1.7	20.2	1 : 12
Net EU contribution to Horizon Europe participants (10 <sup>9</sup> PPS, June 2023)	2.4	18.9	1 : 8

- Sources: European Commission – eCORDA Grants – 19th June 2023; Eurostat – 29th August 2023; QS Quacquarelli Symonds Limited – 29th August 2023
- TC's own calculation



# DISTRIBUTION OF THE EU CONTRIBUTION TO HORIZON EUROPE PARTICIPANTS AND ECONOMIC POWER OF MEMBER AND ASSOCIATED COUNTRIES

as of 19th June 2023



Sources:

- European Commission – eCORDA Grants – 19th June 2023
- World Bank, 7th August 2023

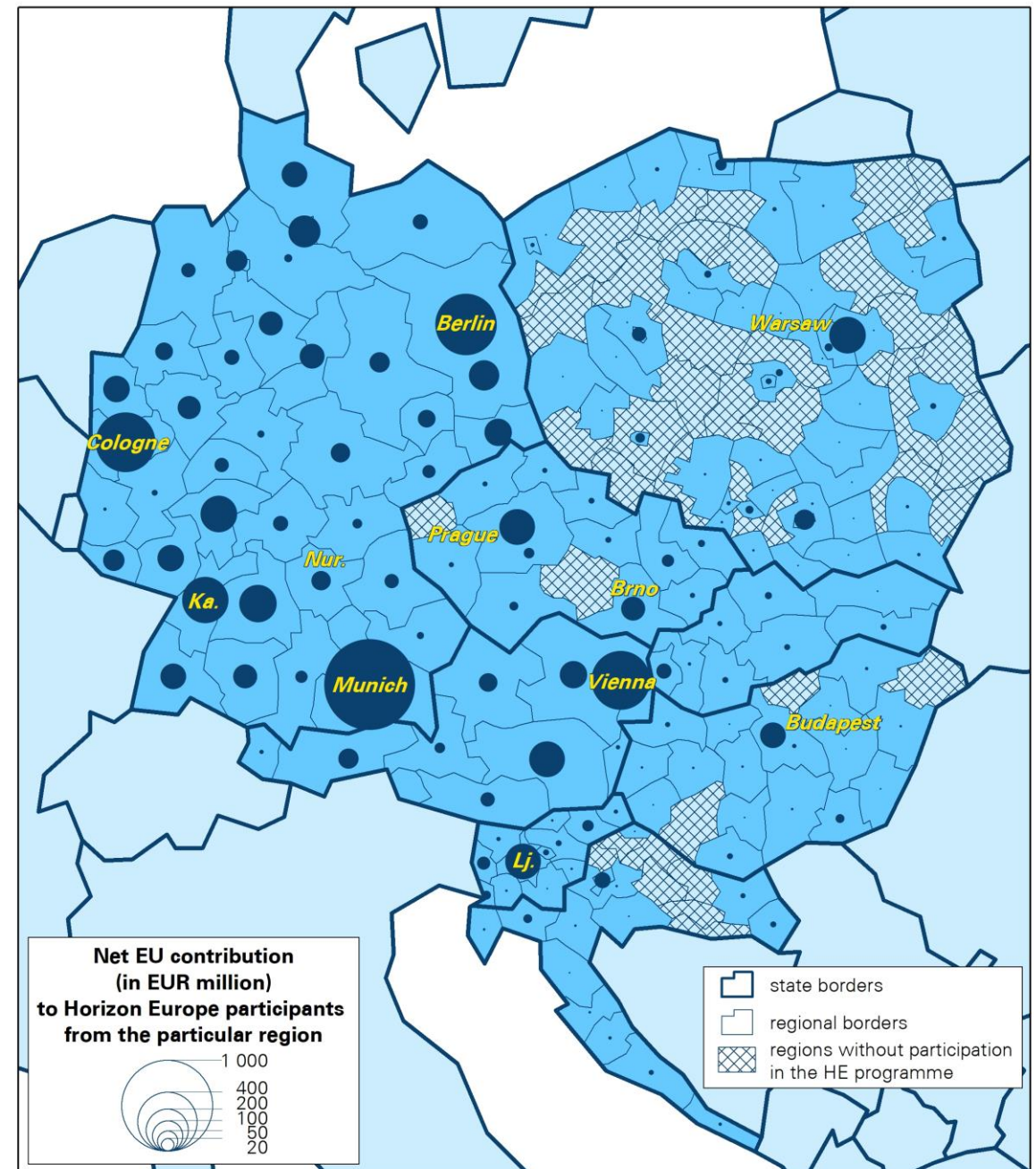
TC's own calculation



# DISTRIBUTION OF THE EU CONTRIBUTION TO HORIZON EUROPE PARTICIPANTS FROM CENTRAL EUROPE ACCORDING TO REGIONS

as of 19th June 2023

- Source: European Commission – eCORDA Grants – 19th June 2023
- TC's own calculation



# DISTRIBUTION OF THE EU CONTRIBUTION TO LIFE PROGRAMME PARTICIPANTS AND ECONOMIC POWER OF MEMBER AND ASSOCIATED COUNTRIES

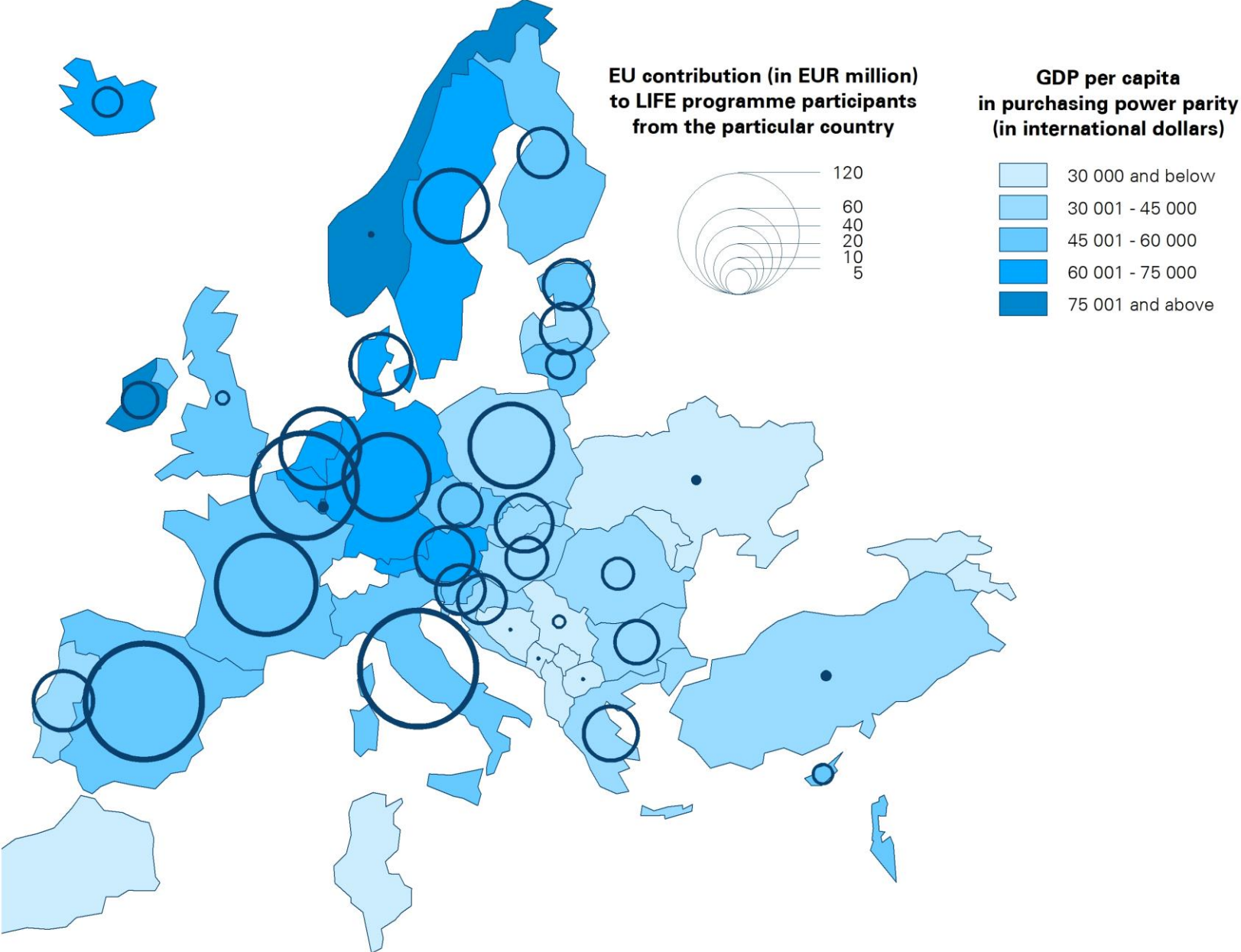
as of 19th June 2023

- In LIFE programme in EU contribution as well as in participation ratio NMS : OMS 1 : 3

Sources:

- European Commission – CINEA – 25th August 2023
- World Bank, 7th August 2023

TC's own calculation



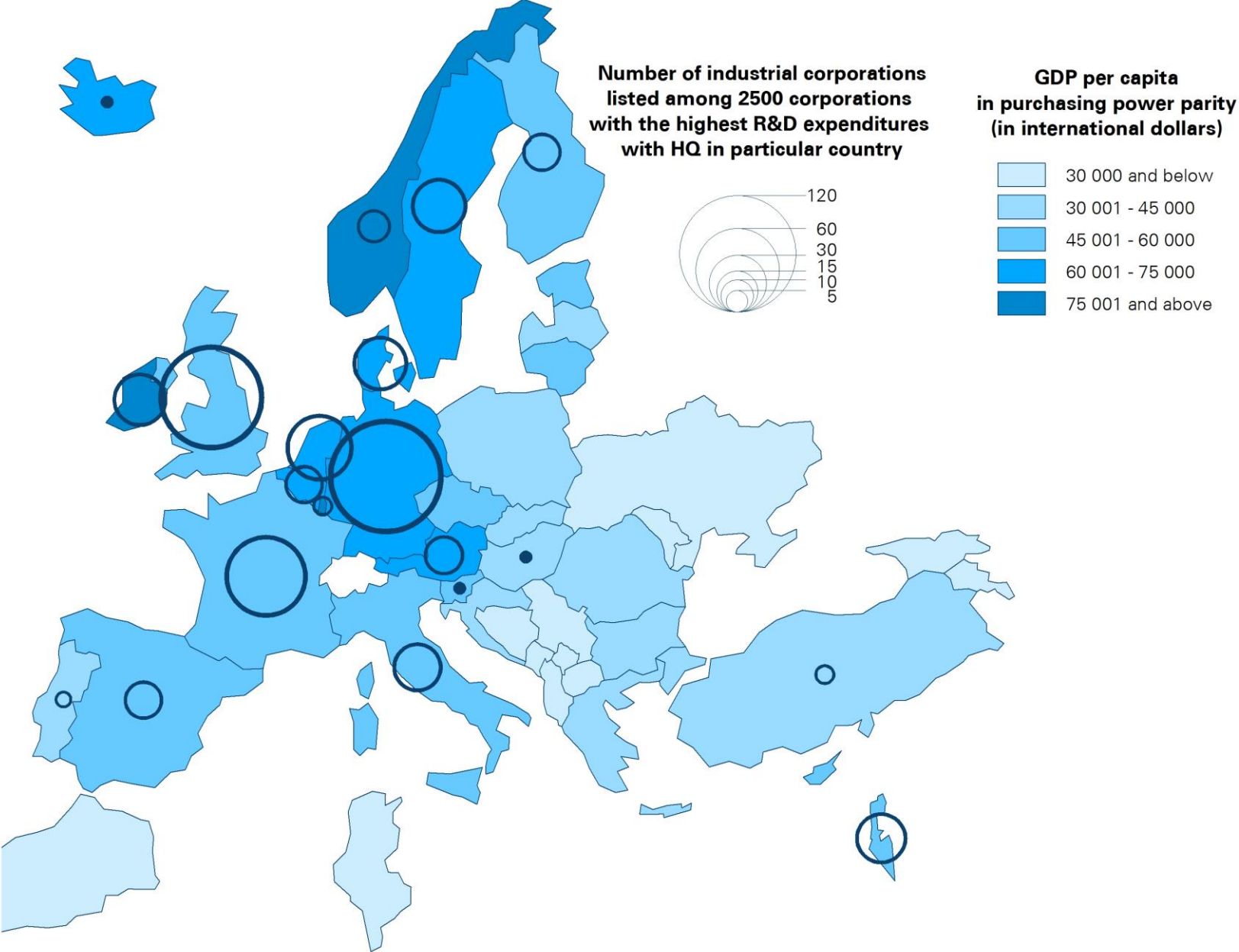
# DISTRIBUTION OF MNEs WITH THE HIGHEST R&D EXPENDITURES AND ECONOMIC POWER OF MEMBER AND ASSOCIATED COUNTRIES

as of 2021

- Not only NMB / OMB gap, but also North / South gap

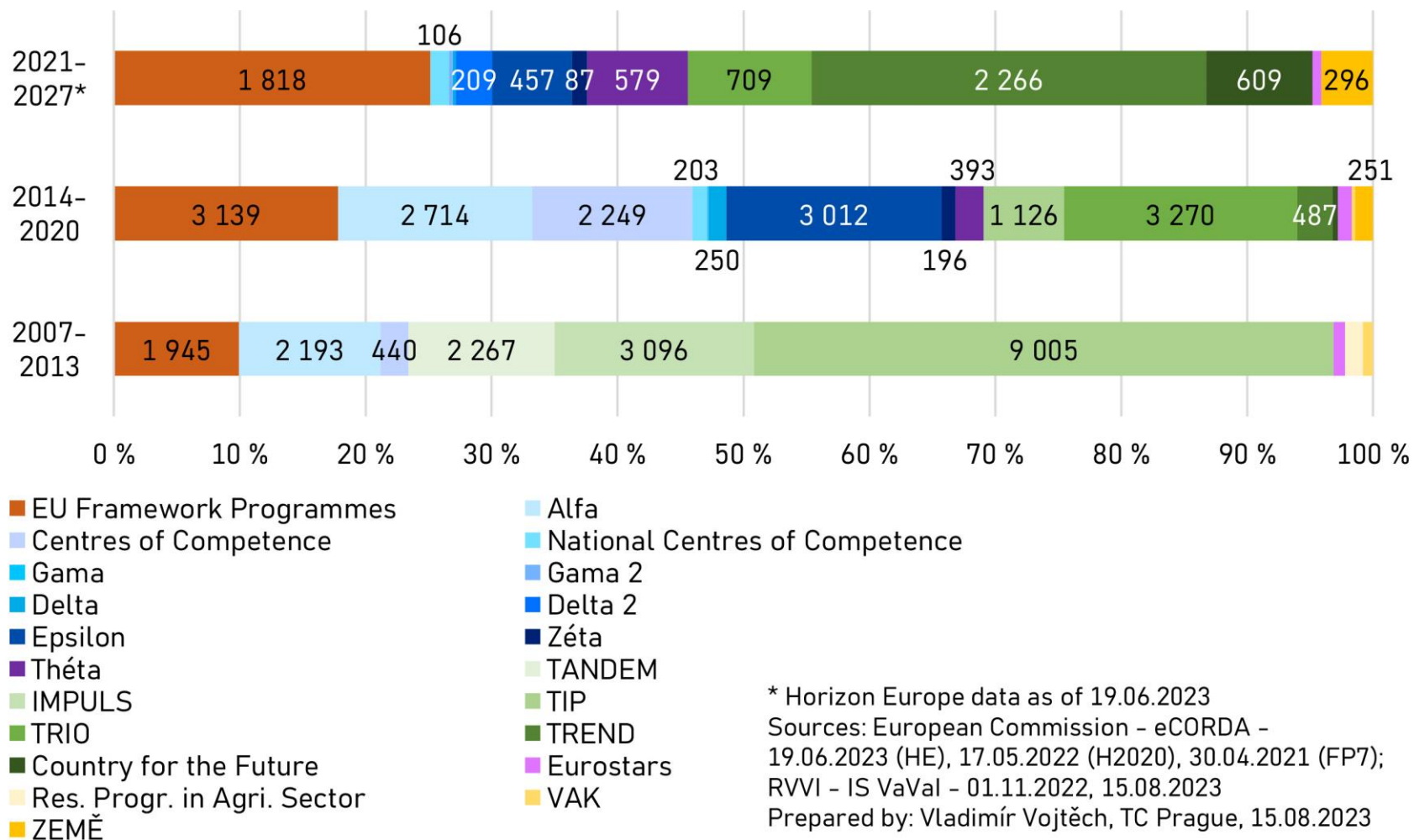
Sources:

- 2022 EU Industrial R&D Investment Scoreboard, 13th December 2022
- World Bank, 7th August 2023



# FRAMEWORK PROGRAMMES IN THE CZECH REPUBLIC'S CONTEXT OF OTHER PROGRAMMES SUPPORTING BUSINESS RDI

Amount of support drawn from public budgets (in CZK million)  
by Czech enterprises participating in selected RDI support programmes



\* Horizon Europe data as of 19.06.2023  
Sources: European Commission - eCORDA - 19.06.2023 (HE), 17.05.2022 (H2020), 30.04.2021 (FP7); RVVI - IS VaVal - 01.11.2022, 15.08.2023  
Prepared by: Vladimír Vojtěch, TC Prague, 15.08.2023



# THANK YOU FOR YOUR ATTENTION

---

**Vladimír Vojtěch**

*Technology Centre Prague,*

*Analyst of the National Information Centre for European Research*

+420 607 010 795

vojtech@tc.cz

[www.tc.cz](http://www.tc.cz)